On the Blackboard

Tagtada



- number the words across and down and write question clues (instead of writing the words on the board)

* example:

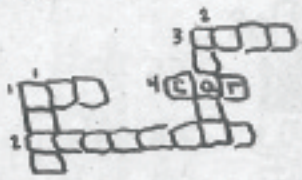

4) you drive this to your house

tapmaçanyñ ugruny aňladyň (tagtada ýazylmaly sözleriň deregine)

* nusga:

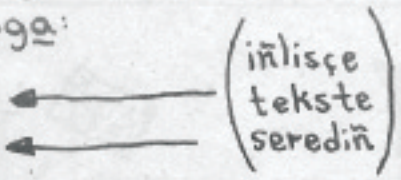

4) ony oýüňe çenli sürýärsiň

Remembering Words

none

any

- write at least fifteen words on the board and review their meanings
- have the students look carefully at the words for one final moment and then erase them all
- have the students individually, in pairs, or in teams write as many words as they can recall
- beware of students copying the words in their notebooks while they're on the board

Sözleri ýatda saklamak

hiç zat

islendik

- tagtada azyndan 15 söz ýazyň we okuwçylar bilen olaryň üstünde işläň
- iň soňky gezek okuwçylar şol sözleri ünsli seretsinler
- ähli sözleri süpüriň
- okuwçylar ekelikde, ikibir ýa-da komanda bölünip näçe köp sözleri ýadyna salyp başardygyça ýazmaly
- sözler tagtadaka okuwçylaryň geçirýän meginden atiyaç etmeli

Erasing Words

none any

- write ten words on the chalkboard which students have shown difficulty in spelling
- have students number in their notebooks from one-to-ten
- say one of the words and then erase it
- have the students write the erased word from memory next to number one in their notebooks
- continue until all words have been erased

- check the work by orally reciting each word letter-by-letter

- divide the class into teams and award points for each correctly spelled word

Süpürilýän sözler

hiçzat islendik

- orfografik taýdan okuwçylara kyn bolan sözlerden tagtada on sanysyny ýaz
- okuwçylar öz depderlerine birden ona çenli sany ýazmaly
- birinji sözi aýt we süpür. okuwçylar bolsa şol sözi ýatdan ýazmaly
- ähli sözleri süpürilip gutarylýança dowam et

- işi her sözi harpma-harp aýtdyryp barlaň

- klasy komandalara bölün we her dogry söz üçin utuk beriň

Check the Category

none

any

- write category headings on the blackboard
- call out words and have students write them under the correct category heading

*example:

Big	Small
elephant	flower
mountain	pen
ocean	

*another example:

Person	Place	Thing
boy	school	book
teacher	desert	shoes
you		door

- instead of calling out words you can write a list of words on the board
- students can do this work individually in their notebooks or together on the board

Kategoriýany barlaň

hiç zat

islendik

- tagtada kategoriýanyň adyny ýazyň
- sözleri atlandyr okuwçylar bolsa olary berilen kategoriýalaryň atlarynyň aşagynda dogry ýazsynlar

*nusga:



*başga nusga:



- sözleri dilden aýtmalyň ýerine, tagtada sözleriň sanawyny ýazyp bilersiňiz
- okuwçylar bu işi özbaşdak ýa-da tagtada bilelikde ýerine ýetirip bilerler

Word Match

none

adjectives and nouns, opposites, any other

Degeşli sözi saýlaň

hiç zat

sypatlar we atlar, garşydaş sözler, başgalar

- write two lists of words on the board and have the students copy the lists in their notebooks
- have students draw lines from words in the first list that correspond with words in the second

* example 1: irregular verbs

go	stood
stand	left
leave	went

* example 2: opposites

up	pupil
boy	down
teacher	girl

* example 3: nouns and adjectives

big	apple
red	girl
beautiful	house



- tagtada sözleriň sanawyny ýazyň okuwçylar öz depderlerine ony geçürmeli
- okuwcylar birinji sütündäki sözlerden ikinji sütündäki laýyk gelýän sözlere çyzyk çekmeli

*nusga: nädogry işlikler

go	stood
stand	left
leave	went

*nusga 2: garşydaş manyly

up	pupil
boy	down
teacher	girl

*nusga 3: atlaryň sypat bilen baglanyşy

big	apple
red	girl
beautiful	house

Word Finds

none

any

- plot out a word find using vocabulary the students have been exposed to

*example:

x	a	t	r	e	e
a	a	m	w	z	a
r	a	d	i	o	t

- write the puzzle on the board (without the words circled!)
- have the students carefully copy the puzzle in their notebooks and find the words

- you can give them a list of words
- you can have them write the words they find under the puzzle

- have them make their own puzzles

Söz tapmaşak

hiç zat

islendik

- okuwçylara tanyş bolan sözlerden sözleri taýýarlaň

*meselem:



- tapmaçany tagtada ýazyň (sözleriň daşy çyzygsyz bolmaly)
- okuwçylar öz depderlerine tagtadaky tapmaçany üns bilen geçirip almaly we sözleri tapmaly

- siz olara sözleriň sanawyny berip bilersiňiz
- okuwçylar tapan sözlerini tapmaçanyň aşagyndan ýazyp bilerler

- öz hususy tapmaçalaryny düzsünler

Making Words

none any

- write nine or ten letters on the blackboard
- using only these letters, students form words and write them in their notebooks
  - *example: "tkdgaocen" is written on the board with students forming possible words such as: "cat", "take", "dog", "cake", "no", "not", "goat", etc.
- make sure at least two of the letters are vowels
- students can come to the board one-at-a-time and write words they've formed
- write one long word such as "dictionary" or "beautiful" and have students make smaller words from these
- instead of letters write random words which students must form into sentences

Søz düzmek

hiç zat islendik

- tagtada dokuz-on sany harpy ÿazyñ
- okuwçylar diñe şol harplary ulanyp søz düzmeli we depderlerine ÿazmaly
  - *nusga: "tkdgaocen" harplary tagtada okuwçylar tarapyndan ÿazylyp aşakdaky gørnüşde søzleri düzüp bolar: "cat", "take", "dog", "cake", "no", "not", "goat", weş.m
- azyndan şol harplaryñ iki si çekimli bolmaly
- okuwçylar düzen søzlerini şol bir wagtda tagta çykyp, yazyp bilerler
- bir uzyn søzi ÿazyñ şu gørnüsde: "dictionary" ya-da "beautiful" we okuwçylar şol søzlerden kiçiräk søz düzsünler
- harplaryñ ÿerine islendik søzleri ÿazyñ, okuwçylar bolsa olary søzlem içinde getirsinler

Hangman

none

alphabet and any other

- choose a vocabulary word the students should know and write a line on the board for each letter the word has
  *example: "teacher" should have seven lines on the board
- have one student begin by guessing a letter
- if the letter is in the word write the letter in the correct space
- if the letter is not in the word write the letter above the word and draw a circle for a head (for each incorrect guess add a part to a body; the body should include a head, torso, two arms, two hands, two legs, two feet, two eyes, two ears, hair, nose, mouth and a tongue)
- if the body is completely

Gassap

hiç zat

elipbiý we islendik

- okuwçylaryň biljek sözüni saýlaň we tagtada şol sözdaki her harp üçin çyzyk çyzyň
  *meselem: "teacher" - tagtada ýedi sany çyzyk çekilmeli



- bir okuwçy çak edip
- eger şol çak harp sözde ony dogry ýazyň
- eger şol harp sözde ýok bolsa ol harpy sözüň ýokarsynda ýazmaly we kelle hökmünde togalak çekiň (her nädogry çaklama üçin bedeniň bir bölegini goşuň; beden öz içine şular almaly: kelle, gowre, iki gol, iki el, iki aýak, iki göz, iki gulak, saç, burun, agyz we dil)

harpy başlamaly edilen bar bolsa orunda

drawn before the word is guessed the students lose

- if a student correctly guesses a letter let them guess again
- even if the students know the word before every letter has been guessed make them spell it out
- you can choose one of the students as the body you are drawing and make it look funny (huge head, crazy hair, etc.)
- use words from their dictionaries so they can practice trying to find words in it while the game is being played

- divide the students into groups of two or three and have them play using a piece of paper with one student choosing the word while the others guess letters

- eger söz güman edilmezden öň beden doly çekilip gutarylsa onda okuwçylar utulýarlar

- eger bir okuwçy harpy dogry tapsa oňa ýene-de aýtmaga rugsat ediň
- eger hatda okuwçylar sözi her harpy çaklamazdan öňurti bilselerem, olar ony harplar aýtmalydyr
- siz çekýän bedeniňizi okuwçylaryň biri hökmünde saýlap bilersiňiz ony gülkünç görüner ýaly ediň (äpet kelle, bulaşyk saç we ş.m.)
- sözleri olaryň öz sözlüklerinden ulanyň, şeylelikde oýun oýnalýan mahaly sözi tapmaklyga synanyşyp türgenleşip bilerler

- okuwçylar iki ýa üç topara bölüň we olar kagyz bölegini ulanyp, beýlekiler harplary çak edýänçäler bir okuwçy söz saýlamaly

Mixed Letters

none

any

- take a vocabulary list and write the words with the letters out of order on the chalkboard

*example: 1) clpnei
2) kobo
3) cetahre
4) ircah

- students write the correct spellings next to the number in their notebooks

*example: 1) pencil
2) book
3) teacher
4) chair

- words can be grouped for student's ease (all words grouped as "animals" or "things from the classroom")
- it helps if the words are in their vocabulary notebooks so they can refer to them for correct spellings

Garyşyk harplar

hiç zat

islendik

- söz toplumyny alyň, harplarynyň orunlary çalşyrylan sözleri klas tagtasynda ýazyň

*nusga: (iňlisçe tekste seret)



- okuwçylar öz depderlerine tertip san boýunça sözleri dogry ýazuw düzgüne laýyklykda ýazýarlar

*nusga: (iňlisçe tekste seret)

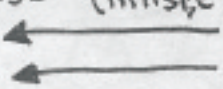

- sözler olara aňsat bolar ýaly toplanyp bilner (ähli sözler haýwanlara degişli ýa-da klas otagynda bar bolan zatlara degişli edilip toplanan)
- eger sözler okuwçylaryň öz sözlük depderlerinde bar bolsa, olar soňra hem esaslanyp sözleri dogry ýazuw düzgünine laýyklykda ýazmaklaryna kömek bolar

Connect the Alphabet

none

alphabet, or any other

- write or have a student write the alphabet in random order all across the board (not in a line)
- have the students come to the board one-at-a-time and connect the letters in correct order
  *example: first student draws a line from "A" to "B" the second from "B" to "C", etc.

- use numbers (students must name them)
- try using words to a sentence randomly written; students having to put them in correct grammatical order
- instead of connecting the words have students write words in correct sentences in their notebooks

Harplary birleşdirmek

hiç zat

harplar, ýa-da başga

- okuwçylar tagtada elipbiýi tertipsiz görnüşde ýazyp çykmaly (ýöne bir setire düzmeli däl)
- okuwçylar tagta gelip harplary dogry tertipde birleşdirmeli
  *meselem: birinji okuwçy "A"-den "B" harpyna çenli çyzyk çekýär ikinji okuwçy "B" den "C" çenli

- sanlary ulanyň (okuwçylar atlandyrsyn)
- tertipsiz ýazylan sözleri sözlem üçin okuwçylaryň düzläp grammatik düzgüne laýyk ýazmaklaryna synanyşyň
- okuwçylar depderlerine sözleri ýerli-ýerine goýup sözlemi düzläp ýazmaly

Bingo on the Board

none any

- write at least ten words on the blackboard that the students are familiar with
- have the students choose and write any five of the words in their notebooks
- call out the words one-by-one in any order
- for any word you call that the student has written down, he/she places a check mark next to the word
- the first student to have all five of his/her words called is the winner

- beware of students changing their words mid-play
- you can continue play with more than one winner

- act out the words instead of calling them
- speak the words silently (see p.2)
- draw the words

Tagtada Bingo

hiç zat islendik

- okuwçylara tanyş bolan sözlerden azyndan on sanysyny tagtada ýazyň
- okuwçylar şolardan islendik baş sanysyny saýlap depderlerine ýazýarlar
- sözleri islendik tertipde atlandyryň
- şol atlandyrylan islendik sözi eger okuwçy ýazan bolsa onda ol şol sözüň ýanynda belgi goýýar
- şol atlandyrylan sözleriň başisem bar bolsa ýeňiji diýlip atlandyrylýar

- okuwçylaryň oýunuň dowamynda sözlerini üýtgetmeklerinden seresap boluň
- siz oýny bir ýeňijiden başgalar üçin dowam edip bilersiňiz

- sözleri atlandyrmagyň deregine hereket bilen görkezip bilersiňiz
- sözleri eşidiler - eşidilmez ýaly aýdyň (gör s.2)
- sözüň ýerine surat çekiň