





A note on this book's format: each game/activity has a description organized under the following symbols


Şu kitabyn gornüşine edilen bellik: her oýun/iş aşakda berilen şertli belgilerin üsti bilen suratlandyrylan


 : other than pens, notebooks, chalk and chalkboard; what **materials** aids and materials are needed by the teacher and students


 : mugallym we okuwçylara iş üşin nähili gollanmalar we esbaplar gerek (ruçka, depderden, hekden we tagtdan başga)


 : key vocabulary to be used **vocabulary** or grammar to be practiced


 : sözlügi peýdalanmak ýa-da grammatikany özleşdirmek üşin açar **sözlük**


 : step-by-step points on how to play the game or do the activity **action**

 : oýny/işi nähili oýnamaly-dygyny. ýerine ýetirmeli digini jikme-jik görkezýär **hereketli oýun**

 : things to keep in mind to help the game/activity run smoothly **notes**

 : oýnuň/işiň asuda näsgeleşiliksiz geçmegi üşin göz önünde tutmaly zatlar **bellikler**

 : possible ways the game/activity could be changed and used in different ways **alternatives**

 : oýnuň/iş mümkin bolan gornüşde üýtgedilip, dürli ugurlar boýunça ulanylyp bilner **saýlama**